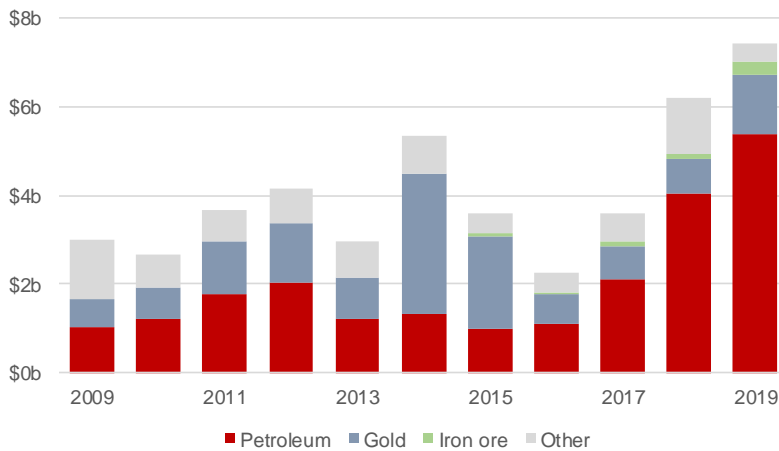




Merchandise exports to Singapore



- Singapore was Western Australia's fifth largest market for merchandise exports in 2019, accounting for 4 per cent of the State's merchandise exports.
- Western Australia accounted for 63 per cent of Australia's merchandise exports to Singapore in 2019.
- Western Australia exported \$7.4 billion of merchandise to Singapore in 2019, above the annual average of \$4.2 billion over the past ten years.
- Petroleum accounted for 72 per cent of Western Australia's merchandise exports to Singapore in 2019, followed by gold (18 per cent) and iron ore (4 per cent).

Source: ABS 5368.0 International Trade in Goods and Services; WA Department of Mines, Industry Regulation and Safety, Resource Data Files; and WA Department of Jobs, Tourism, Science and Innovation.

Western Australia's major trading partners: 2019

Exports

Rank	Market	\$billion	Share (%)
1	China ¹	96.1	53
2	Japan	24.0	13
3	United Kingdom	12.4	7
4	South Korea	10.3	6
5	Singapore	7.4	4
	Other	31.9	17
	Total	182.2	100

Imports

Rank	Market	\$billion	Share (%)
1	China ¹	5.4	16
2	United States	4.4	13
3	Japan	2.7	8
4	Thailand	2.3	7
5	Malaysia	2.3	7
7	Singapore	1.9	6
	Other	14.4	43
	Total	33.4	100

¹ Excludes Special Administrative Regions and Taiwan.
Source: ABS 5368.0 International Trade in Goods and Services.

Major export commodities to Singapore: 2019

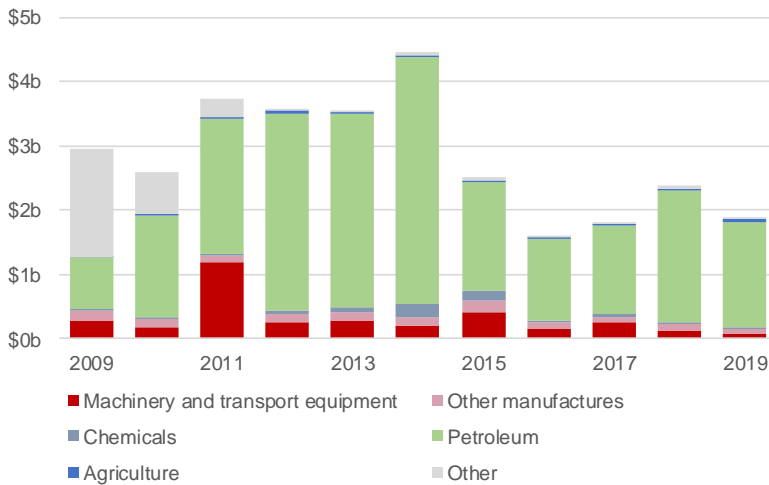
Commodity	\$million	Share (%)	Annual change (%)	Rank as WA market
Petroleum ¹	5,375	72	+33	3
Gold	1,363	18	+76	4
Iron ore	271	4	+160	8
Diamonds & pearls	76	1	+54	4
Nickel ore	58	1	^	10
All other exports ²	301	4	-75	
Total exports³	7,445	100	+20	5

¹ Percentage change too large to be meaningful. ¹ LNG, crude oil, condensate and LPG. ² Other minerals, chemicals, agricultural and food, machinery and equipment, and other manufactured goods. ³ Total merchandise exports of minerals, petroleum, chemicals, agricultural and food, machinery and equipment, and other manufactured goods.
Source: ABS 5368.0 International Trade in Goods and Services; WA Department of Mines, Industry Regulation and Safety, Resource Data Files; and WA Department of Jobs, Tourism, Science and Innovation.

- Singapore was Western Australia's third largest export market for petroleum in 2019, with petroleum exports to Singapore rising 33 per cent to \$5.4 billion.
- Singapore was Western Australia's fourth largest export market for gold in 2019, with gold exports to Singapore rising 76 per cent to \$1.4 billion.
- Singapore was Western Australia's fourth largest export market for diamonds and pearls, eighth largest market for iron ore and tenth largest market for nickel ore in 2019.
- In 2019, Western Australia's exports to Singapore of:
 - Iron ore more than doubled to \$271 million.
 - Diamonds and pearls rose 54 per cent to \$76 million.
 - Nickel ore rose from \$1 million in 2018 to \$58 million in 2019.



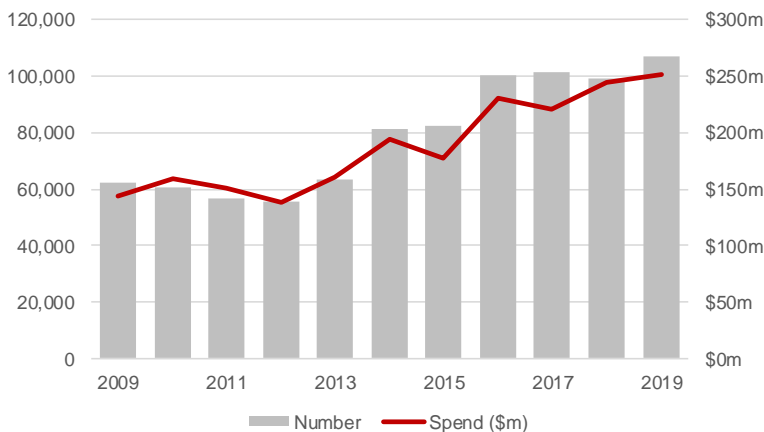
Merchandise imports from Singapore



Note – The 'Other' category includes confidential items from other categories. Confidential items are excluded from rankings of largest import items.
Source: ABS 5368.0 International Trade in Goods and Services.

- Singapore was Western Australia's seventh largest import market in 2019, accounting for 6 per cent of the State's merchandise imports.
- Western Australia imported \$1.9 billion of merchandise from Singapore in 2019, below the annual average of \$2.8 billion over the past ten years.
- Petroleum accounted for 86 per cent of Western Australia's merchandise imports from Singapore in 2019, followed by machinery and transport equipment and other manufacturers (7 per cent), agriculture (3 per cent), chemicals (2 per cent) and other goods (2 per cent).

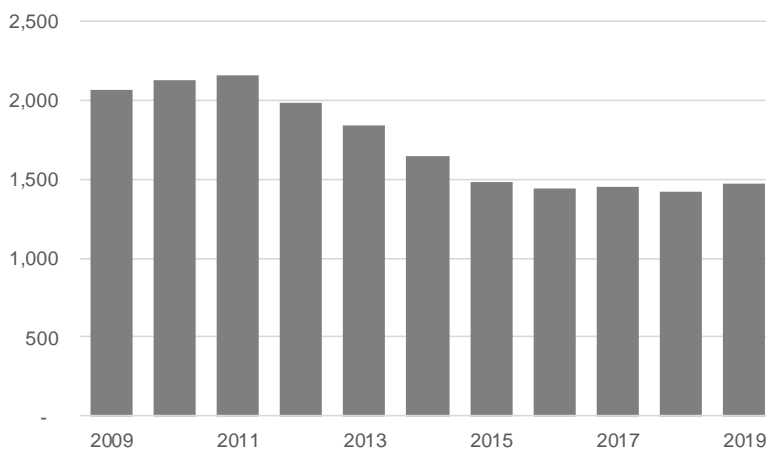
Singaporean visitors to Western Australia



Source: Tourism Research Australia, International and National Visitor Surveys.

- Singapore was Western Australia's second largest market for international visitors in 2019, accounting for 11 per cent of the State's international visitors.
- Singaporean visitors to Western Australia rose 8 per cent to 107,100 in 2019.
- Singaporean visitors were Western Australia's second largest spenders in 2019, accounting for 11 per cent of the total international visitor spend.
- Singaporean visitor spending in Western Australia rose 3 per cent to \$251 million in 2019.
- Singaporean visitors to Western Australia spent \$2,343 on average per visit in 2019, the 11th highest among international visitors.

Singaporean students enrolled in Western Australia



Source: Department of Education and Training, International Students Data.

- Singapore was Western Australia's tenth largest market for international students in 2019, accounting for 3 per cent of the State's international student enrolments.
- The number of Singaporean students enrolled in Western Australia rose 4 per cent to 1,468 in 2019.
- Higher education accounted for 83 per cent of Singaporean student enrolments in Western Australia in 2019, followed by non-award courses, such as foundation courses or study abroad and exchange programs (9 per cent), vocational education and training (6 per cent), schools (2 per cent) and intensive English language courses (0.4 per cent).