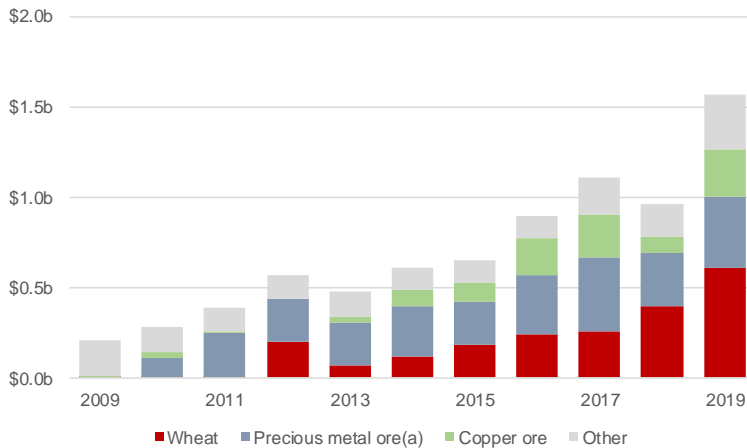




Merchandise exports to the Philippines



(a) Excludes gold and silver.
Source: ABS 5368.0 International Trade in Goods and Services.

- The Philippines was Western Australia's 13th largest market for merchandise exports in 2019, accounting for 1 per cent of the State's merchandise exports.
- Western Australia accounted for 56 per cent of Australia's merchandise exports to the Philippines in 2019.
- Western Australia exported \$1.6 billion of merchandise to the Philippines in 2019, above the annual average of \$750 million over the past ten years.
- Wheat accounted for 39 per cent of Western Australia's merchandise exports to the Philippines in 2019, followed by precious metal ore (25 per cent) and copper ore (17 per cent).

Western Australia's major trading partners: 2019

Exports

Rank	Market	\$billion	Share (%)
1	China ¹	96.1	53
2	Japan	24.0	13
3	United Kingdom	12.4	7
4	South Korea	10.3	6
5	Singapore	7.4	4
13	Philippines	1.6	1
	Other	30.3	17
	Total	182.2	100

¹ Excludes Special Administrative Regions and Taiwan.
Source: ABS 5368.0 International Trade in Goods and Services.

Imports

Rank	Market	\$billion	Share (%)
1	China ¹	5.4	16
2	United States	4.4	13
3	Japan	2.7	8
4	Thailand	2.3	7
5	Malaysia	2.3	7
35	Philippines	0.1	0.2
	Other	16.2	49
	Total	33.4	100

Major export commodities to the Philippines: 2019

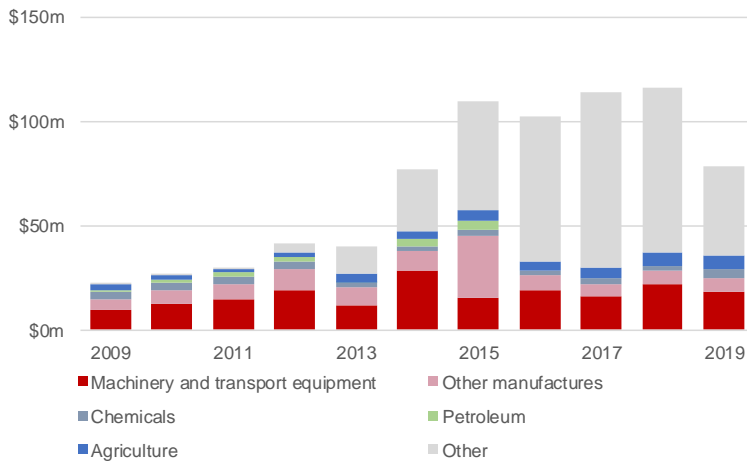
Commodity	\$million	Share (%)	Annual change (%)	Rank as WA market
Wheat	612	39	+56	1
Precious metal ore ¹	386	25	+31	2
Copper ore	268	17	+200	2
Prepared cereal ²	54	3	+35	1
Pigments, paints & varnishes	49	3	-6	5
All other exports ³	197	13	+120	
Total exports⁴	1,565	100	+63	13

¹ Excludes gold and silver. ² Mainly malt. ³ Other minerals, chemicals, agricultural and food, machinery and equipment, and other manufactured goods. ⁴ Total merchandise exports of minerals, petroleum, chemicals, agricultural and food, machinery and equipment, and other manufactured goods.
Source: ABS 5368.0 International Trade in Goods and Services.

- The Philippines was Western Australia's largest export market for wheat in 2019, with wheat exports to the Philippines rising 56 per cent to \$612 million.
- The Philippines was Western Australia's second largest export market for precious metal ore in 2019, with precious metal ore exports to the Philippines rising 31 per cent to \$386 million.
- The Philippines was Western Australia's largest export market for prepared cereal, second largest market for copper ore and fifth largest market for pigments, paints and varnishes in 2019.
- In 2019, Western Australia's exports to the Philippines of:
 - Copper ore tripled to \$268 million.
 - Prepared cereal rose 35 per cent to \$54 million.
 - Pigments, paints and varnishes fell 6 per cent to \$49 million.



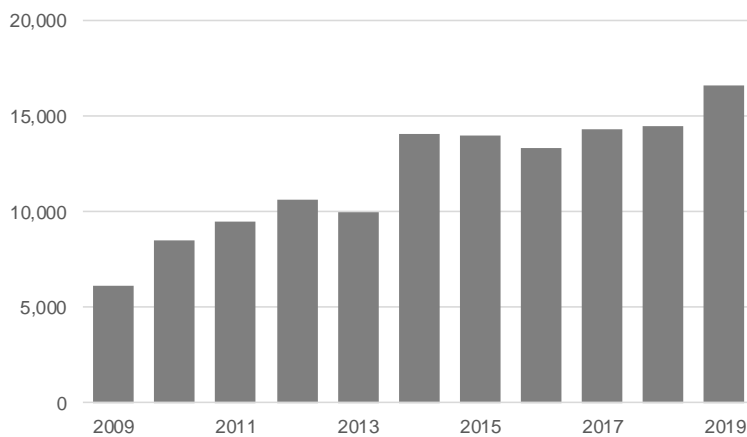
Merchandise imports from the Philippines



¹ Western Australia imports gold for further refining and re-export. Note – The 'Other' category includes confidential items from other categories. Confidential items are excluded from rankings of largest import items. Source: ABS 5368.0 International Trade in Goods and Services.

- The Philippines was Western Australia's 35th largest import market in 2019, accounting for 0.2 per cent of the State's merchandise imports.
- Western Australia imported \$79 million of merchandise from the Philippines in 2019, above the annual average of \$73 million over the past ten years.
- Machinery and transport equipment and other manufacturers accounted for 32 per cent of Western Australia's merchandise imports from the Philippines in 2019, followed by agriculture (8 per cent), chemicals (5 per cent), petroleum (0 per cent) and other goods – mainly gold¹ (54 per cent).

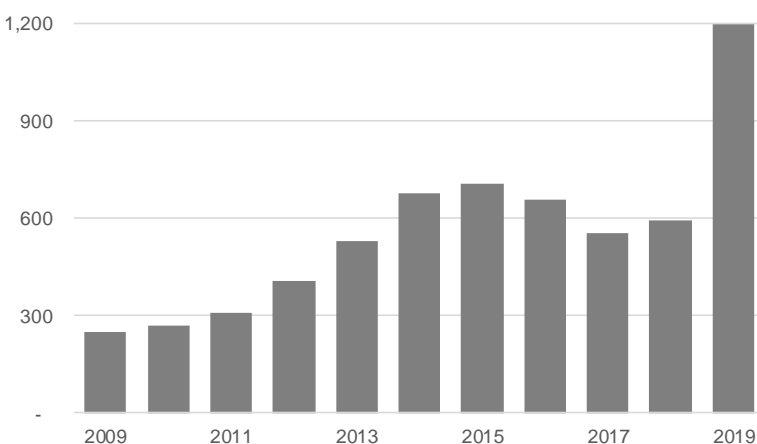
Filipino visitors to Western Australia



Source: Tourism Research Australia, International and National Visitor Surveys.

- The Philippines accounted for 2 per cent of Western Australia's international visitors in 2019.
- Filipino visitors to Western Australia rose 14 per cent to 16,600 in 2019, above annual average growth of 10 per cent over the past 10 years.
- There is no visitor spend data available for the Philippines because of a small sample size.

Filipino students enrolled in Western Australia



Source: Department of Education and Training, International Students Data.

- The Philippines was Western Australia's 15th largest market for international students in 2019, accounting for 2 per cent of the State's international student enrolments.
- The number of Filipino students enrolled in Western Australia more than doubled (up 102 per cent) to 1,196 in 2019.
- Vocational education and training accounted for 62 per cent of Filipino student enrolments in Western Australia in 2019, followed by higher education (32 per cent), intensive English language courses (4 per cent), non-award courses, such as foundation courses or study abroad and exchange programs (1 per cent) and schools (0.4 per cent).