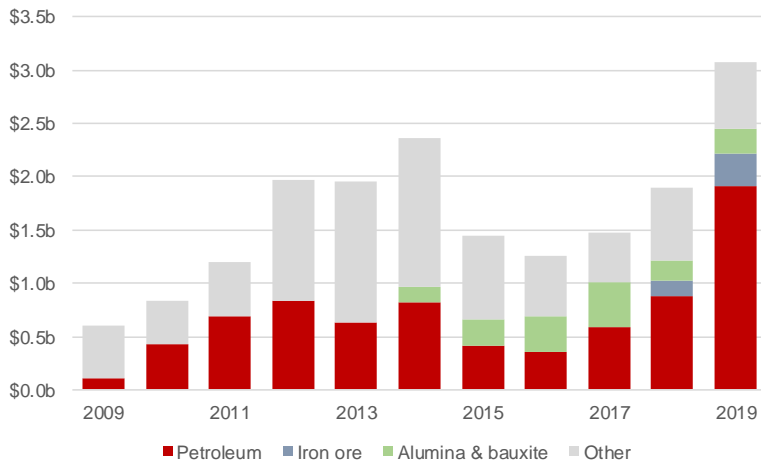




### Merchandise exports to Malaysia



Note – Data on Western Australia's alumina and bauxite exports to Malaysia is not available before 2014.  
Source: ABS 5368.0 International Trade in Goods and Services; and WA Department of Mines, Industry Regulation and Safety, Resource Data Files.

- Malaysia was Western Australia's eighth largest market for merchandise exports in 2019, accounting for 2 per cent of the State's merchandise exports.
- Western Australia accounted for 34 per cent of Australia's merchandise exports to Malaysia in 2019.
- Western Australia exported \$3.1 billion of merchandise to Malaysia in 2019, above the annual average of \$1.7 billion over the past ten years.
- Petroleum accounted for 62 per cent of Western Australia's merchandise exports to Malaysia in 2019, followed by iron ore (10 per cent) and alumina and bauxite (8 per cent).

### Western Australia's major trading partners: 2019

#### Exports

Rank	Market	\$billion	Share (%)
1	China <sup>1</sup>	96.1	53
2	Japan	24.0	13
3	United Kingdom	12.4	7
4	South Korea	10.3	6
5	Singapore	7.4	4
8	<b>Malaysia</b>	3.1	2
	Other	28.8	16
	<b>Total</b>	<b>182.2</b>	<b>100</b>

<sup>1</sup> Excludes Special Administrative Regions and Taiwan.  
Source: ABS 5368.0 International Trade in Goods and Services.

#### Imports

Rank	Market	\$billion	Share (%)
1	China <sup>1</sup>	5.4	16
2	United States	4.4	13
3	Japan	2.7	8
4	Thailand	2.3	7
5	<b>Malaysia</b>	2.3	7
	Other	16.3	49
	<b>Total</b>	<b>33.4</b>	<b>100</b>

### Major export commodities to Malaysia: 2019

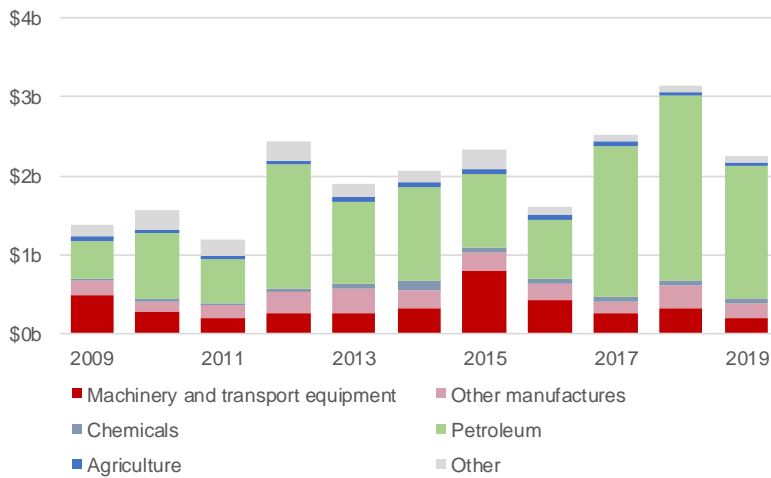
Commodity	\$million	Share (%)	Annual change (%)	Rank as WA market
Petroleum <sup>1</sup>	1,913	62	+119	5
Iron ore	301	10	+106	7
Alumina <sup>2</sup>	231	8	+19	11
Wheat	169	6	+277	6
Copper ore	70	2	-38	7
All other exports <sup>3</sup>	386	13	-26	
<b>Total exports<sup>4</sup></b>	<b>3,070</b>	<b>100</b>	<b>+62</b>	<b>8</b>

<sup>1</sup> LNG, crude oil, condensate and LPG. <sup>2</sup> Includes bauxite <sup>3</sup> Other minerals, chemicals, agricultural and food, machinery and equipment, and other manufactured goods. <sup>4</sup> Total merchandise exports of minerals, petroleum, chemicals, agricultural and food, machinery and equipment, and other manufactured goods.  
Source: ABS 5368.0 International Trade in Goods and Services; and WA Department of Mines, Industry Regulation and Safety, Resource Data Files.

- Malaysia was Western Australia's fifth largest export market for petroleum in 2019, with petroleum exports to Malaysia more than doubling to \$1.9 billion.
- Malaysia was Western Australia's seventh largest export market for iron ore in 2019, with iron ore exports to Malaysia more than doubling to \$301 million.
- Malaysia was Western Australia's sixth largest export market for wheat, seventh largest market for copper ore and 11<sup>th</sup> largest market for alumina and bauxite in 2019.
- In 2019, Western Australia's exports to Malaysia of:
  - Alumina and bauxite rose 19 per cent to \$231 million.
  - Wheat almost quadrupled to \$169 million.
  - Copper ore fell 38 per cent to \$70 million.



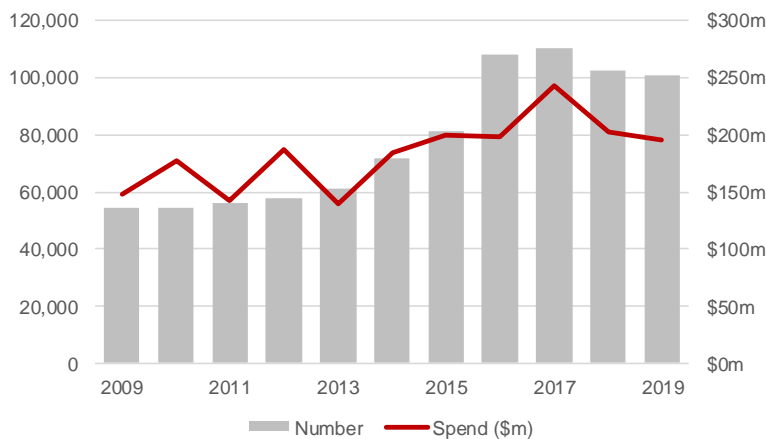
### Merchandise imports from Malaysia



Note – The 'Other' category includes confidential items from other categories. Confidential items are excluded from rankings of largest import items.  
Source: ABS 5368.0 International Trade in Goods and Services.

- Malaysia was Western Australia's fifth largest import market in 2019, accounting for 7 per cent of the State's merchandise imports.
- Western Australia imported \$2.3 billion of merchandise from Malaysia in 2019, above the annual average of \$2.1 billion over the past ten years.
- Petroleum accounted for 74 per cent of Western Australia's merchandise imports from Malaysia in 2019, followed by machinery and transport equipment and other manufacturers (17 per cent), chemicals (2 per cent), agriculture (2 per cent) and other goods (4 per cent).

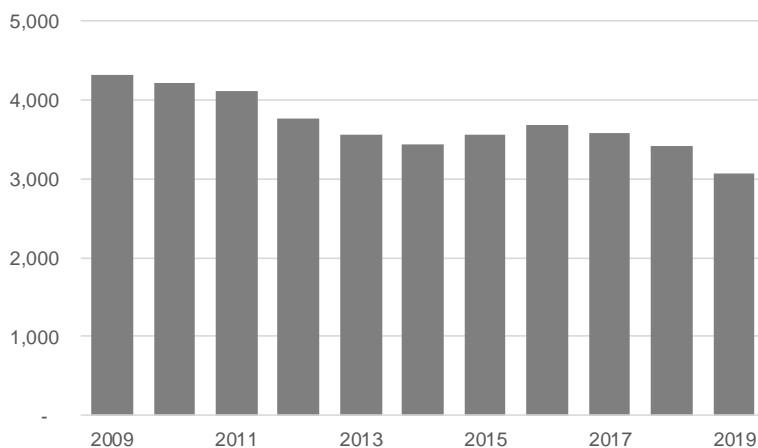
### Malaysian visitors to Western Australia



Source: Tourism Research Australia, International and National Visitor Surveys.

- Malaysia was Western Australia's third largest market for international visitors in 2019, accounting for 10 per cent of the State's international visitors.
- Malaysian visitors to Western Australia fell 2 per cent to 100,700 in 2019.
- Malaysian visitors were Western Australia's fourth largest spenders in 2019, accounting for 8 per cent of the total international visitor spend.
- Malaysian visitor spending in Western Australia fell 4 per cent to \$196 million in 2019.
- Malaysian visitors to Western Australia spent \$1,941 on average per visit in 2019, the 16<sup>th</sup> highest among international visitors.

### Malaysian students enrolled in Western Australia



Source: Department of Education and Training, International Students Data.

- Malaysia was Western Australia's third largest market for international students in 2019, accounting for 6 per cent of the State's international student enrolments.
- The number of Malaysian students enrolled in Western Australia fell 10 per cent to 3,060 in 2019.
- Higher education accounted for 56 per cent of Malaysian student enrolments in Western Australia in 2019, followed by vocational education and training (28 per cent), intensive English language courses (10 per cent), non-award courses, such as foundation courses or study abroad and exchange programs (4 per cent) and schools (2 per cent).